

# Research Review<sup>2009</sup>

A year of research  
helping babies  
and children

 **action** medical research  
for children, for life



# Contents

- 1 Welcome to Action Medical Research
- 2 For children, for life – an introduction to our research
- 3 Tackling premature birth and treating sick and vulnerable babies
- 6 Helping children affected by disability, disabling conditions and infections
- 9 Targeting rare diseases that together severely affect many forgotten children
- 12 Research grants awarded in 2009
- 14 Impact – protecting children from meningitis
- 15 Summarised financial statements 2009
- 16 Who's who
- 17 Thank you

## Acknowledgements

Photography:  
Stuart Douglas  
Moe Kafer  
Ben Rector  
istockphoto.com

# Action Medical Research

## **Welcome** to our **Research Review where you can find out more about Action Medical Research and the work we fund.**

Action Medical Research is the leading UK-wide medical research charity dedicated to helping babies and children. We are determined to stop the suffering of babies and children caused by disease and disability.

We know that medical research can save and change children's lives and we have the flexibility to identify the very best medical research most likely to make this vital difference for sick children of all ages.

Action Medical Research finds and funds cutting-edge medical research most likely to deliver real benefit to babies, children and young people. Our gold standard scientific review process ensures that we fund the very best doctors and researchers in children's hospitals, specialist units and universities all across the UK.

The breadth of the research we fund helps the understanding of causes of disease and disability and improves treatment and care. Our flexibility means we can respond to emerging health needs, take advantage of new discoveries and technologies and fund important developments in areas as diverse as premature birth, epilepsy and diabetes.

## **A year of success**

In 2009 we were proud to be able to fund a range of research to help babies and children to the value of £3 million. Twenty-four grants were awarded and included new projects on cerebral palsy, juvenile arthritis and meningitis. Our three new research fellows began work on blindness, stroke in children, and on preterm labour. We currently fund more than 70 projects across the UK.

Where it makes more difference to children, we work in partnership with other charities. Together with the MS Society, in 2009 Action Medical Research funded the first major UK scientific study into multiple sclerosis in children in the hope of making a significant step forward in understanding this disease.

We remain committed to assessing the impact of the research we fund and sharing the results with other doctors, researchers and families. We are proud that, of the 15 completed Action Medical Research projects assessed in 2009, all were rated as excellent or good and 87 per cent to have immediate to medium term clinical impact. We also carried out a detailed review of the impact our funding has made on preventing meningitis and you can read more about this on page 14.


None of our work would be possible without the generosity of our supporters. It is only with the help of these individuals, organisations and charitable trusts that our vital research can continue.

Special thanks go to The Henry Smith Charity and the Garfield Weston Foundation whose help made a real difference in such a difficult year for the economy.

If you do not already support the charity, we hope that reading this Research Review will inspire you to do so. Please consider helping us.

Your support could help achieve something very special for children.

Thank you



**Julie Buckler**  
Chief Executive



# For children, for life

Despite the enormous progress that has been achieved in medicine, there are still hundreds of thousands of children in the UK today who are affected by disease and disability. At Action Medical Research we want to make a difference knowing that child health research is poorly funded in the UK. There is relatively little government or pharmaceutical funding for medical research into conditions that affect children and few UK charities specifically focused in this area. So Action Medical Research has a vital job to do and we are determined to offer the hope that we know medical research can bring.

## A history of success

Action Medical Research was originally founded in 1952, by Duncan Guthrie, in his quest to find a cure for polio, a condition that devastated the lives of many thousands of children including his own daughter Janet. Early research funded by the charity contributed to the development and rapid adoption of the first oral polio vaccine which eradicated new cases of the disease in the UK.

Since then Action Medical Research has developed an extraordinary track record in supporting some of the most significant medical breakthroughs in recent history – breakthroughs that have helped save thousands of children's lives and changed many more.

Our successes have included the development of a new state-of-the-art fetal heart rate monitor to make pregnancy safer for babies at risk; creating an award-winning adjustable wheelchair to help support physically disabled children as they grow; and finding the causes of rare diseases by identifying the genes responsible for conditions like Von Hippel-Lindau disease which causes the growth of cysts and tumours on the eyes, spinal cord and kidneys.

Today we work across the full breadth of health issues affecting children and want to make a difference in:

## Tackling premature birth and treating sick and vulnerable babies

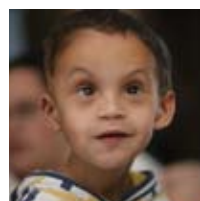


We aim to reduce the unacceptably high rate of premature birth, prevent

pregnancy complications that threaten babies' lives, and find the best ways to care for sick and vulnerable babies.

## Helping children affected by disability, disabling conditions and infections

Many of our research projects aim to support children facing a lifetime of challenges



caused by disabilities such as cerebral palsy and help children

dealing with the impact of disabling conditions like juvenile arthritis, diabetes, epilepsy, stroke and multiple sclerosis. Others aim to find ways to prevent potentially deadly infections like meningitis, septicaemia and pneumonia.

## Targeting rare diseases that together severely affect many forgotten children

Our vital research aims to develop cutting-edge therapies for rare and devastating diseases for which there is currently no cure including the severely disabling genetic condition Rett syndrome, rare forms of blindness and brain disease, as well as brittle bone disease.





# tackling

premature birth and treating  
sick and vulnerable babies



## Tackling premature birth

Among seven current projects in this area, Action Medical Research is funding researchers at the Universities of Warwick and Newcastle to study the use of a novel combination of drugs which may be able to delay labour in threatened early births until the baby is more developed.

Researchers at Hammersmith Hospital, Imperial College London and Warwick Medical School, Coventry, are hoping to uncover more information about the role of a hormone called oxytocin – which is known to play a part in causing contractions – to help them develop ways to stop preterm labour.

## Preventing pregnancy complications

Thyroid disorders in pregnancy can increase the risk of miscarriage, preterm birth and poor development of the baby. Using funding from the charity, researchers from the University of Birmingham and Birmingham Women's Hospital, are investigating how thyroid hormones cross the placenta to the developing baby with a view to treating these distressing problems caused by a mum's thyroid disorders in pregnancy. This is just one of five current projects preventing pregnancy complications being supported by Action Medical Research.

**One in 10 babies born in the UK needs some form of special care at birth and tragically each year more than 3,000 babies die before they reach their first birthday. Premature birth is the single biggest cause of death.**

Babies born too early can face difficulties with breathing, feeding and fighting infection. Many of those born very early develop lifelong conditions such as cerebral palsy, blindness and learning difficulties.

Pregnancy complications such as obstetric cholestasis and fetal growth restriction also threaten babies' lives.

Doctors face many challenges in ensuring they give the very best care to newborns who arrive in the world with a life-threatening condition or are left sick and vulnerable following a difficult birth.

## What we are doing to help

Despite the impact on babies and their families, there is limited research and drug development to help prevent premature birth and pregnancy complications that put babies' lives at risk. Action Medical Research has a vital role to play in filling this gap. Examples of work currently being supported by the charity include:

## Treating sick and vulnerable babies

Among nine current projects being supported by the charity in this area, a team based at Hammersmith Hospital, London, recently developed a groundbreaking way to generate magnetic resonance imaging scans of unborn babies. This breakthrough means doctors can now see more detailed images of unborn babies in three dimensions and so spot even very subtle changes in the developing brain, allowing earlier diagnosis of potential problems and earlier treatment. The same team is now building on this work to develop the technique further and so improve the management of high-risk pregnancies and premature babies.

With support from Action Medical Research, Hammersmith Hospital and Imperial College, London, have joined forces to study the way in which a lack of oxygen can cause brain cells to die and lead to cerebral palsy in some children. The results of their research could help identify new approaches to treating brain damage in preterm babies.

## Why these projects really matter Meet Katie

Katie Eames was born nearly two months early. She needed resuscitating at birth and spent her first weeks of life in neonatal intensive care.

At three weeks old Katie's head suddenly became bigger. A scan found she had hydrocephalus, a serious but common complication for very premature babies, which in Katie's case had been caused by a bleed in the brain.

Thankfully doctors were able to draw off the excess fluid to prevent it damaging her brain, but Katie has since had many difficulties to overcome.

She has been slower to develop both physically and in terms of her speech; she was diagnosed with epilepsy at 10 months old and her eyesight is also poor.

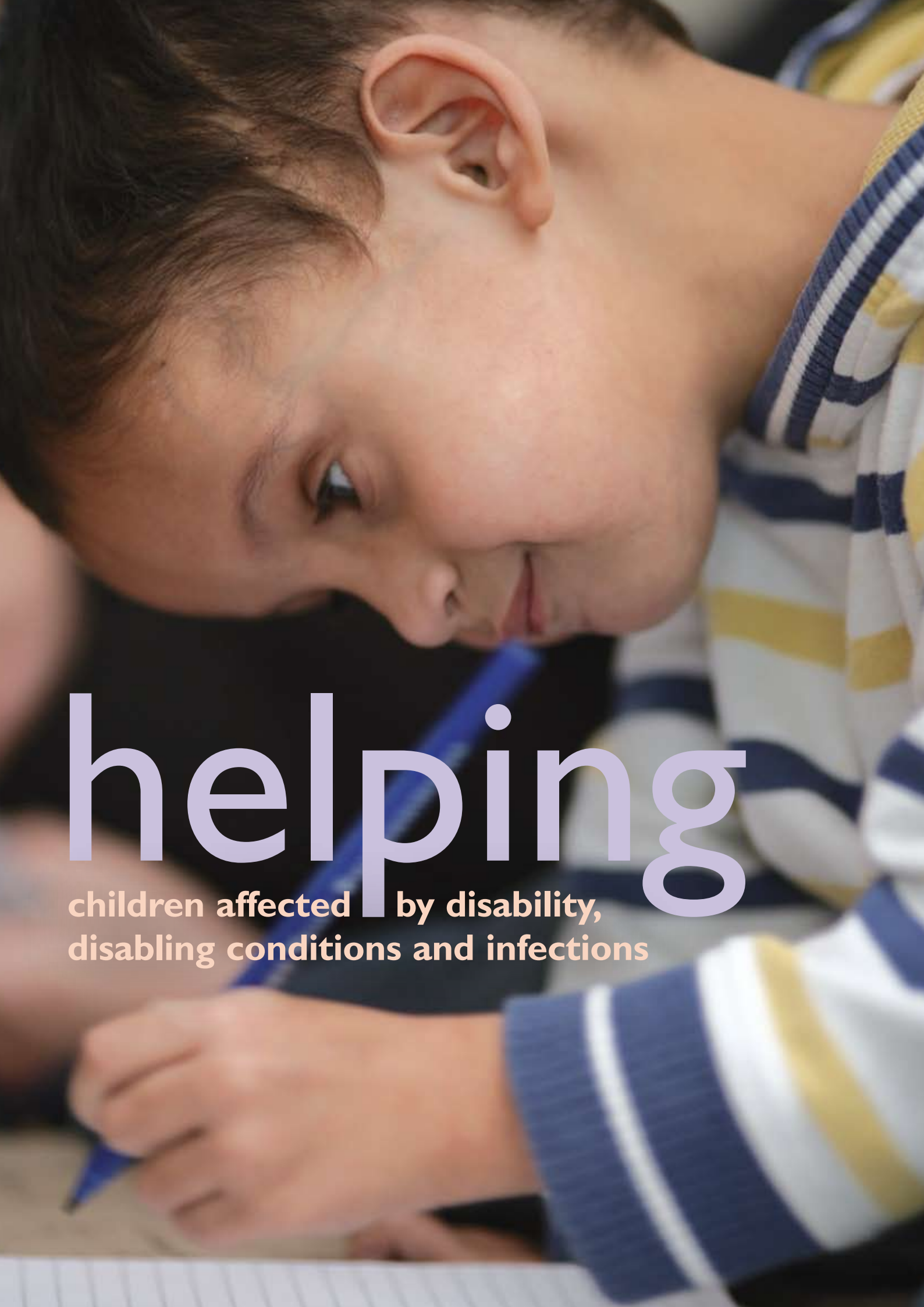
Despite her problems, Katie has remained cheerful. Proud mum Siobhan said: "She has done amazingly well. All in all she is your average four-year-old and is the cheekiest monkey around!"

# tackling

## premature birth and treating sick and vulnerable babies



See pages 12 and 13 for all projects awarded in 2009



# helping

children affected by disability,  
disabling conditions and infections



**Many of our projects are searching for new therapies to support children with disabilities who face a lifetime of challenges.**

Conditions such as cerebral palsy, epilepsy and diabetes affect thousands of children in the UK. Many children and their families are also coping with the effects of disabling conditions more usually associated with adults, such as arthritis, multiple sclerosis (MS) and stroke.

In addition, babies and children are often particularly vulnerable to infections that can have devastating consequences.

**What we are doing to help**

We are currently supporting 16 projects to research aspects of all these conditions. Examples include:

**Helping children affected by disability**

Some children with severe cerebral palsy have frequent muscle spasms and can find it impossible to sit comfortably on a standard chair. Action Medical Research is funding top researchers at Great Ormond Street Hospital and the University of Bath to develop a new flexible seating system which moves with the child, offering comfort and independence to children and their families.

**Helping children with disabling conditions**

Awareness of MS in children is very low and a lack of information is leading to delays in diagnosis and poor treatment. Action Medical Research has joined the MS Society to fund the first major UK study into how the condition develops in children. We hope the findings will not only give scientists an insight into how MS progresses in children but also

increase understanding of the condition among doctors.

Sufferers of sickle cell disease face a lifetime of painful attacks known as crises, and possible complications including strokes, blindness and organ failure. People with sickle cell disease often have a reduced lifespan and some die in childhood. Researchers at Oxford Brookes University and The Babraham Institute, Cambridge, are testing a potential new therapy with the ultimate aim of reducing the devastating symptoms of the condition.

Hundreds of babies and children suffer strokes each year in the UK. Action Medical Research is funding a study being carried out at Great Ormond Street Hospital and University College London, which aims to develop a blood test to help identify which children are at risk of further strokes and help pave the way for new treatments.

# helping

children affected by disability,  
disabling conditions and infections

## Preventing and treating infections

Meningitis and septicaemia kill more children in the UK than any other infection and can devastate the lives of some survivors. Children are also vulnerable to pneumonia. Action Medical Research is funding a range of projects which are searching for new vaccines and antibiotics to combat potentially deadly infections like meningitis and septicaemia, as well as pneumonia and MRSA.

## Why these projects really matter

### Meet Alfie

Alfie Oakley was just two when he had his first stroke. By 2009, aged six, he had experienced more strokes than birthdays.

Alfie's mum, Justine, explained: "One day, Alfie had a fit and stopped breathing and had to be resuscitated by paramedics. We noticed that he had weakness down the right-hand side of his body.

"He was already being looked after by Great Ormond Street Hospital for another condition, so we contacted them and, after a scan, they confirmed that he had had a stroke."

To date, Alfie has suffered at least seven strokes, some mild and others severe. He has had three major operations and Justine accepts that her son's problems are not over.

"His latest operation went well, but there is no guarantee that he will never have another stroke," she said.

Justine is keen to do as much as she can to support research into childhood stroke. "If telling people about Alfie's situation helps another child then we are happy to do whatever we can."

See pages 12 and 13  
for all projects awarded  
in 2009



# targeting

rare diseases that  
together severely affect  
many forgotten children





**Thousands of families across the UK cope every day with the challenge of caring for a child who has a rare and devastating disease for which there is currently no cure.**

Because these conditions each affect relatively small numbers of children, they do not attract the funding they need. Action Medical Research aims to fill this funding gap and bring hope to the families of these children.

**What we are doing to help**

We are committed to remembering these forgotten children by supporting as much research into these rare and devastating conditions as we can. Already we are investing in projects which are looking into causes and treatments for rare metabolic diseases, distressing and disabling conditions like Rett syndrome, brittle bone disease, rare forms of blindness and brain diseases.

**Examples of our current research**

Rett syndrome is a devastating genetic disorder linked to autism. It causes restricted head growth and severe problems with language, breathing and movement. It also causes a susceptibility to seizures and scoliosis of the spine in young children. A research team at the University of Edinburgh hopes to find the best way of repairing or replacing the faulty gene that causes this severely disabling condition. If they succeed, they may one day be able to reverse the symptoms of Rett, effectively curing it.

With Action Medical Research funding, a project at the University of Birmingham is looking to identify genes that affect growth and the development of childhood cancer in the disorder Beckwith-Wiedemann syndrome. Babies with this rare disease are overgrown and are at risk of a range of birth defects, as well as the development of cancers and other complications. The university's work could eventually allow new therapies to be

developed to treat or prevent features of this condition.

Brittle bone disease or *osteogenesis imperfecta* to give it its clinical name is an incurable genetic condition that affects around 4,000 people in the UK, many of them children. A London-based study by Hammersmith Hospital, University College London, Imperial College and Great Ormond Street Hospital, is investigating whether stem cells could be used to treat the disease, which starts in the womb and causes repeated fractures, skeletal deformities, retarded growth, muscle weakness, hearing loss and brittle teeth in children.

The impact of being born blind is enormous for a child and their family. Action Medical Research is supporting a project at University College London and Great Ormond Street Hospital that is looking for changes in the genes which cause defects affecting the front of the eye causing blindness from birth. This should help to improve diagnosis and target treatments in the future.

# targeting

rare diseases that  
together severely affect  
many forgotten children

## Why these projects really matter

### Meet Grace

Grace Watson had often been the first baby from her mum's antenatal class to reach those all-important early milestones, but between nine and 12 months things began to change. Other babies started crawling, walking or talking but Grace didn't. Nobody knew it at the time, but she had Rett syndrome, a rare developmental disorder that causes profound and multiple physical and learning disabilities.

Babies with this debilitating condition, predominantly affecting girls, initially seem to develop normally but then a devastating regression occurs and they start to lose previously learned skills and control of movement.

Grace's mum Gwenda says: "The diagnosis was a huge shock. All the information was so dire; the worst case scenarios so awful. I was told it was very unlikely she'd ever speak or walk unaided

and that she would undoubtedly need to go into residential care when she's older."

She adds: "There are still times that I grieve for the child I thought I had. I had looked forward to my little girl doing ballet, cooking with me and lots of other things.

"We get stared at a lot, especially by people who don't understand her difficulties because she doesn't really look disabled. And we don't know what the future holds. It is daunting but we try to live for today and appreciate the things Grace can do."

Action Medical Research is supporting pioneering work that could one day lead to a therapy to reverse the symptoms of Rett syndrome.

See pages 12 and 13 for all projects awarded in 2009



# Research grants

awarded in 2009

Action Medical Research is currently funding over 70 projects, 24 of them awarded in 2009 alone.

Three of the 2009 projects were awarded as Research Training Fellowships, given to help promising doctors and scientists develop their expertise in the pursuit of advancing medical care in the field of paediatrics. The scheme is vital in addressing the shortfall of child health specialists in the UK.

## Tackling premature birth and treating sick and vulnerable babies

Studying a combination of drug treatments that could delay premature labour

Lead researcher: **Dr A M Blanks**  
University of Warwick and Newcastle University  
Supported by The Catherine Cookson Charitable Trust

Funding towards the running of the UK National Reproductive Health Research Network

Preterm Birth Clinical Studies Group  
Lead researcher: **Professor S Thornton**  
Royal College of Obstetricians and Gynaecologists, London

Funding towards the running of the UK Medicines for Children Research Network

Neonatal Clinical Studies Group  
Lead researcher: **Dr M Turner**  
University of Liverpool, Alder Hey Children's Hospital, Liverpool

Investigating how a particular hormone helps labour start and its relevance to preterm labour

Lead researcher: **Dr V Terzidou**  
Hammersmith Hospital, London, and Imperial College, London, and Warwick Medical School, Coventry

Developing a multi-media programme to help parents of premature babies assist their baby with coordination and movement skills

Lead researcher: **Professor C Glazebrook**  
Nottingham University and University College London

Improving magnetic resonance imaging techniques to analyse fetal brain structure with the aim of gaining a better understanding of brain development and detecting injury

Lead researcher: **Professor M A Rutherford**  
Hammersmith Hospital, London and Imperial College, London  
Supported by WellChild

Studying the way in which a lack of oxygen to the brain can cause brain cells to die and lead to cerebral palsy in some premature babies

Lead researcher: **Dr D L Taylor**  
Hammersmith Hospital, London and Imperial College, London

Measuring the size of brain areas in preterm babies to predict whether they will develop problems later

Lead researcher: **Professor A D Edwards**  
Hammersmith Hospital, London and Imperial College, London  
Funded by The Henry Smith Charity

Research Training Fellowship awarded to Dr Shirin Khanjani to investigate the proteins involved in the causes of preterm labour

Imperial College, London and Birkbeck College, London

## Helping children affected by disability, disabling conditions and infections

Testing a new system to assess sight in children who have gaps in their field of vision

Lead researcher: **Dr R A Minns**  
University of Edinburgh

Investigating if the number of copies of some genes in children could contribute to the development of type I diabetes or juvenile arthritis

Lead researcher: **Professor A Brookes**  
University of Leicester

Examining the causes of peanut allergy by looking at early exposure to low levels of peanut and a gene that causes eczema in children

Lead researcher: **Dr G Lack**  
Guy's, King's and St Thomas' Hospital, London and King's College, London

Investigating whether light therapy can be used to treat epilepsy

Lead researcher: **Dr S Baxendale**  
University College London  
Supported by The Hedley Foundation

Studying how to improve the effectiveness of a future vaccine being developed to prevent type I diabetes

Lead researcher: **Dr C M Dayan**  
University of Bristol

Looking for genetic causes of epilepsy in children with a view to improving treatment

Lead researcher: **Professor S M Sisodiya**  
University College London  
Funded by the Henry Smith Charity

**Looking for the genetic causes of juvenile myoclonic epilepsy, a type of epilepsy that typically starts in childhood**

Lead researcher: **Dr K Everett**

University College London and Great Ormond Street Hospital, London

Supported by The Alison Hillman Charitable Trust and Next Retail Ltd

**Studying the early signs and symptoms of multiple sclerosis in children**

Lead researcher: **Dr E Wassmer**

Birmingham Children's Hospital, Evelina Children's Hospital, London, Guy's and St Thomas' NHS Foundation Trust, London, Great Ormond Street Hospital, London and John Radcliffe Hospital, Oxford

Jointly funded with the MS Society

**Investigating how infection with the virus RSV could worsen pneumonia and meningitis caused by bacterial infection**

Lead researcher: **Professor C L O'Callaghan**

Leicester Royal Infirmary, University of Leicester and University of Warwick, Coventry

**Research Training Fellowship awarded to Dr Despina Eleftheriou to identify markers present in the blood that could predict recurrent stroke in children**

University College London

**Targeting rare diseases that severely affect many forgotten children**

**Looking for new treatments to help children with lysosomal storage disorders, a group of serious genetic conditions**

Lead researcher: **Dr F M Platt**

University of Oxford

**Testing a gene therapy for Rett syndrome, a very serious developmental disorder caused by a faulty gene**

Lead researcher: **Professor A Bird**

University of Edinburgh

Supported by the R S Macdonald Charitable Trust

**Looking to identify genes that affect growth and the development of childhood cancer in the rare disorder Beckwith-Wiedemann syndrome**

Lead researcher: **Dr D Lim**

University of Birmingham

Supported by the GJW Turner Trust

**Investigating the effectiveness of stem cells to treat brittle bone disease**

Lead researcher: **Dr P V Guillot**

Hammersmith Hospital, London, University College London, Great Ormond Street Hospital, London and Imperial College, London

Supported by The Henry Smith Charity

**Research Training Fellowship awarded to Dr Lily Islam to identify gene changes which cause childhood blindness**

University College London and Great Ormond Street Hospital, London

The Walkinshaw Research Training Fellowship



# Somewhere near you

Action Medical Research is funding projects right across the UK. The areas highlighted on the map are home to one or more potentially life-changing research programmes at leading hospitals, universities and specialist centres.

The next medical breakthrough could be on your doorstep.

# impact

## protecting children from meningitis

Meningitis can be a very serious, life-threatening illness and babies and children are particularly at risk. Children who survive meningitis may face long-term problems, such as vision and hearing troubles and learning difficulties.

In the last 30 years Action Medical Research has invested over £1m in meningitis research. The charity's funding has made a significant contribution to the prevention and management of meningitis in the UK.

Projects have looked at improving diagnosis, the immune response in children, infection in pregnant women and their babies, vaccine development and long-term follow up of affected children. The studies have been run by some of the most established researchers in the field and have grown our understanding of the prevention and management of meningitis and its impact on children.

The vaccine dramatically reduced cases of Hib infection in the under-fives by 98 per cent

### Vaccine success

The charity also funded the Action Medical Research Chair in Paediatrics at the University of Oxford, held for 25 years by Professor Richard Moxon (now held by Professor Georg Holländer).

During Professor Moxon's tenure, his group helped establish a vaccine for meningitis caused by *Haemophilus influenzae* type b (Hib). The Hib vaccine is now a routine immunisation in the UK.

Their follow-on research helped indicate the need for a booster dose, now also routine. Before the vaccine introduction in 1992, Hib infection was the commonest cause of bacterial meningitis in children. Each year England and Wales saw approximately 800 cases, with around 30 deaths and about 80 children left with permanent brain damage or deafness. The vaccine dramatically reduced this, with cases in under-fives falling by 98 per cent.

### Research Training Fellowships

Two Research Training Fellowship grants have been awarded to meningitis researchers. Professor Andrew Pollard, recipient of a fellowship in 1995, is now Director of the Oxford Vaccine Group established through Professor Moxon's work.

He is supervising Dr Manish Sadarangani, who received his award in 2007 and is investigating the bacterium *Neisseria meningitidis* group B, for which there is no vaccine.

Although meningitis still poses a serious threat, in the last 20 years new vaccines and improved treatment have made a big impact in reducing illness and mortality in the UK.

Action Medical Research is committed to supporting ongoing research into meningitis and in 2009, awarded a grant for a project aiming to find out how meningitis and pneumonia caused by pneumococcus infection could be worsened by the respiratory virus RSV.

### Meningitis vaccination in the UK

- In the UK children are routinely vaccinated against three main causes of bacterial meningitis – *Haemophilus influenzae* type b (Hib), *Neisseria meningitidis* group C and *Streptococcus pneumoniae*.
- Over the last decade in the UK, it is estimated that Hib vaccination has prevented over 7,000 cases of Hib disease and 270 deaths in children under four.
- *Neisseria meningitidis* group B causes between 1,500 and 2,500 cases of meningitis and septicaemia each year in the UK and around one in 10 people dies. There is no vaccine for group B.

Please see our website [www.action.org.uk](http://www.action.org.uk) for more research successes

# Summarised financial statements

for year ended 31 December 2009

## Report by the trustees on the summarised financial statements

The summarised financial statements below are extracted from the full trustees' annual report and financial statements which were approved by the trustees and signed on their behalf on 15 April 2010. The full financial statements, on which the auditors Horwath Clark Whitehill LLP gave an unqualified audit report on 15 April 2010, will be submitted to the relevant statutory bodies, including the registrar of companies, on 3 May 2010.

The auditors have confirmed to the trustees that, in their opinion, the summarised financial statements are consistent with the full financial statements for the year ended 31 December 2009.

These summarised financial statements may not contain sufficient information to gain a complete understanding of the financial affairs of the charity. The full trustees report, financial statements and auditor's report may be obtained from Martin Richardson, Vincent House, Horsham, West Sussex RH12 2DP.

Signed on behalf of the trustees.



**Richard Price**  
Chair

15 April 2010

Income and expenditure	12 months 2009 £000s	14 months 2008 £000s
<b>Net incoming resources</b>		
Donations	1,745	2,228
Legacies	1,410	143
Challenge events	629	665
Investments	139	257
Trading	0	1
<b>Total net incoming resources</b>	<b>3,923</b>	<b>3,294</b>
<b>Outgoing resources</b>		
Medical research projects	3,390	3,504
Medical dissemination	816	949
Governance costs	43	44
<b>Net outgoing resources</b>	<b>(326)</b>	<b>(1,203)</b>
Realised gain on investments	494	590
Unrealised gain on investments	839	841
<b>Net movement in funds</b>	<b>1,007</b>	<b>228</b>

Balance sheet	31 Dec 09 £000s	31 Dec 08 £000s
<b>Fixed assets</b>		
Tangible	483	499
Investments	12,591	11,361
<b>Total fixed assets</b>	<b>13,074</b>	<b>11,860</b>
Current assets	1,901	1,690
Current liabilities within one year	(5,912)	(5,752)
Liabilities falling due after one year	(2,620)	(2,362)
<b>Total net assets</b>	<b>6,443</b>	<b>5,436</b>
<b>Representing:</b>		
Unrestricted funds	6,024	5,436
Restricted funds	419	
<b>Total funds</b>	<b>6,443</b>	<b>5,436</b>

# who's who

## Patron

HRH The Prince Philip Duke of Edinburgh KG KT OM GBE

## President

General The Lord Guthrie GCB LVO OBE

## Trustees

Trustees give their medical, financial and business skills and expertise on a voluntary basis. The council of trustees meets four times a year and is supported by a number of advisory committees. Our current trustees are:

Richard Price, Chair

Charles Jackson, Honorary Treasurer

Professor Mark Gardiner

Professor Andrew J T George MA PhD FRCPATH FRSA

David Gibbs

Val Hammond BA CIMgt FRSA

Colin Hunsley BSc CEng MIMechE

Karen Jankel BSc

Diana Marsland

Ann Paul

Val Remington-Hobbs

Sir John Wickerson LLB

## Scientific Advisory Panel members

The charity funds some of the best medical research in the world as judged by our rigorous scientific review process.

A combination of independent external referees and advisory panels of experts assess the grant applications we receive before they are recommended to our trustees for funding. The panel comprises eminent doctors and scientists who volunteer their time. Our current panel members are:

Professor Andrew J T George MA PhD FRCPATH FRSA, Chair

Professor Sarah Bray BA MPhil PhD

Professor Cosimo De Bari MD PhD

Dr Adam Gibson PhD

Dr Paul Heath MBBS FRACP FRCPCH

Professor Neil Marlow DM FRCP FRCPCH FMedSci

Dr Finbar O'Callaghan MA MSc PhD FRCPCH

Dr Lucy Raymond MA DPhil FRCP

Dr Caroline Stewart PhD CEng SRCS

Professor Steven Thornton DM MRCP

Professor Andrew J Wardlaw FRCP PhD

Professor Catherine Williamson MRCP

# thank you

We would like to express our gratitude to the many individuals, trusts and foundations who have so generously donated to the vital work supported by Action Medical Research. We are also grateful to the companies listed below for their contributions and involvement with the charity:

Abbey Home Media Group  
Accenture  
Avanti Systems  
Aventis Pharma  
Bakkavor Group  
Brewers  
Buckingham Covers  
Centrica  
Chorion  
DNX Marketing  
Eastgate Shopping Centre  
Elsoms Seeds

Enterprise Rent-A-Car UK  
Helpcards  
Hughes TV & Audio  
Laddingford Engineering  
Lloydspharmacy  
Lloyds TSB  
Mamas & Papas  
Next Retail  
Oswaldtwistle Mills  
Paddington & Co  
Prescription Medicines Code of Practice Authority (PMCPA)  
Ram Fabs

Richer Sounds  
Royal Bank of Scotland Group  
Stubbings Nursery  
Tesco  
The Hitchin Property Trust  
The Recycling Factory  
The Recycling Unit Saving Timber  
Thomas Miller & Co  
Thomson Reuters  
Waitrose  
Winsover Howden (Insurance Brokers)  
ZipVit



Action Medical Research  
Vincent House  
Horsham  
West Sussex  
RH12 2DP

**T** 01403 210406

**F** 01403 210541

**E** [info@action.org.uk](mailto:info@action.org.uk)

**[www.action.org.uk](http://www.action.org.uk)**

